

1. Periodic Building Unit – 2. Connection mode – 3. Projections of the unit cell content
4. Channels and/or cages – 5. Supplementary information

1. Periodic Building Unit:

CGS and ETR can be built using as one-dimensional Periodic Building Unit (PerBU) the chain depicted in Figure 1. The chain is composed of units of 16 T atoms (in bold) related by pure translations along z . The T16-unit consists of two two-fold (1,2)-connected double 4-rings or, alternatively, of a double 6-ring and a double 4-ring (sharing a face) with two “open” T-T bonds (see [Alternative description](#))

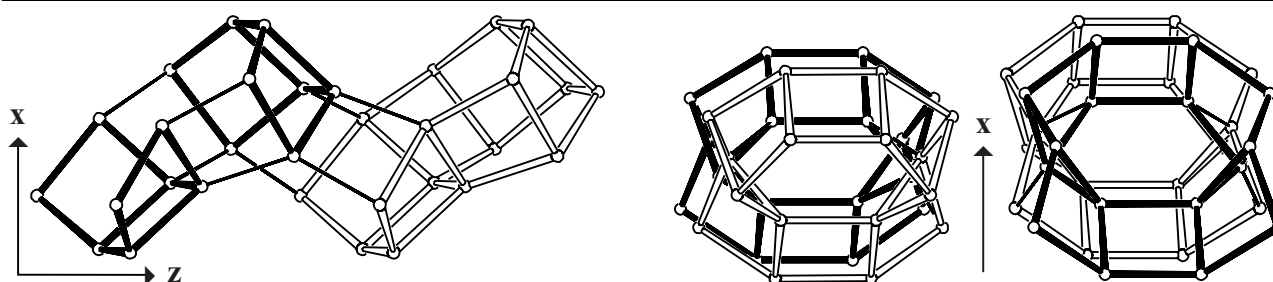


Figure 1. PerBU composed of T16-units (left) and perspective views of the PerBU along the chain axis z (right). The two PerBUs at the right are equal and are related by a rotation of 180° about x .

2. Connection mode:

Neighboring PerBUs can be connected in two different ways through 4-rings:

- (1): neighboring PerBUs are related by a 3-fold rotation axis parallel to the chain axis z ;
- (2): neighboring PerBUs are related by a rotation of 180° about x and a shift of $\frac{1}{2}y$.

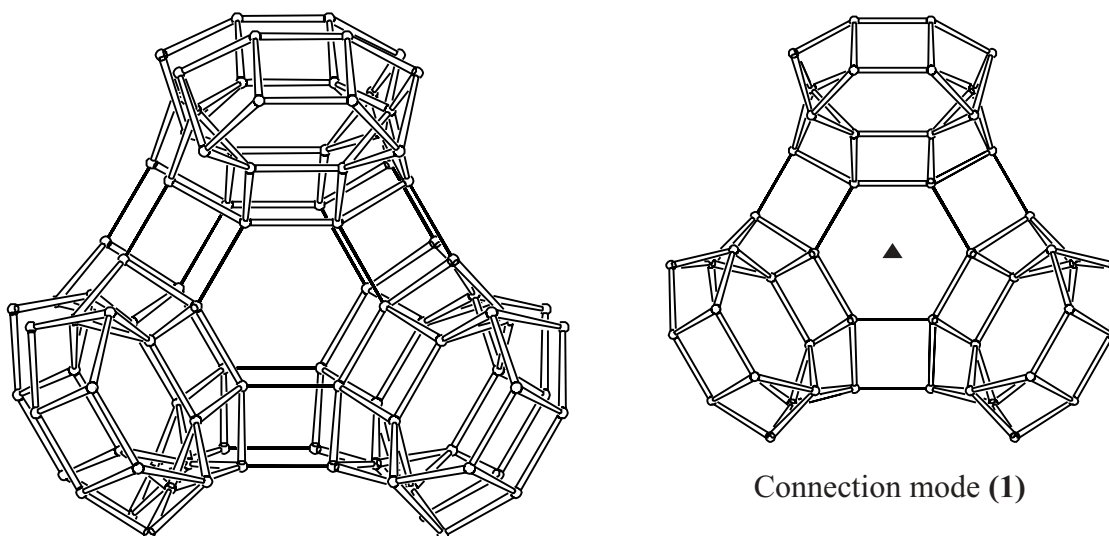


Figure 2. Connection mode (1) in ETR viewed along the 3-fold axis (left), and projected along the 3-fold axis (right). [Figure 2 is continued on next page]

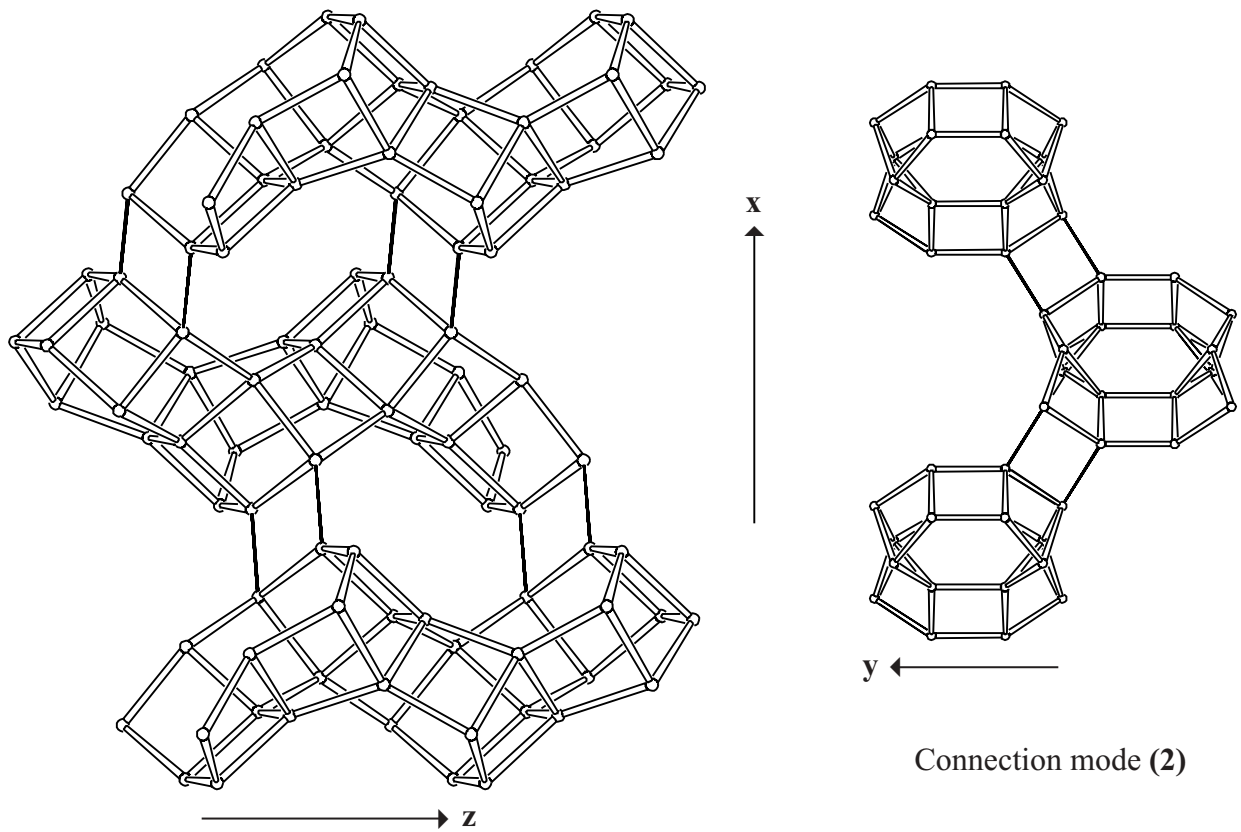


Figure 2 [Cont'd]. Connection mode (2) in CGS viewed along y (left), and projected along z (right).

3. Projections of the unit cell content:

Pure CGS and ETR are obtained when neighboring PerBUs are exclusively related by 2-fold screw axes parallel to x and by 3-fold rotation axes parallel to z , respectively.

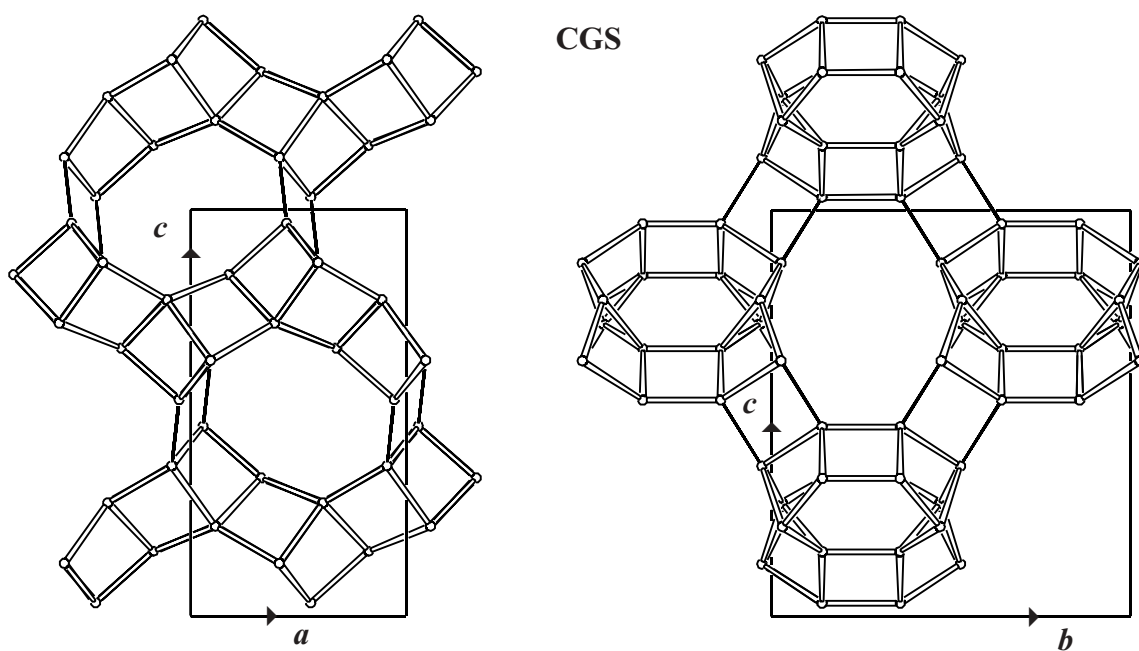


Figure 3. Cell content in CGS projected along b (left), and along a (right).
 [Figure 3 is continued on next page]

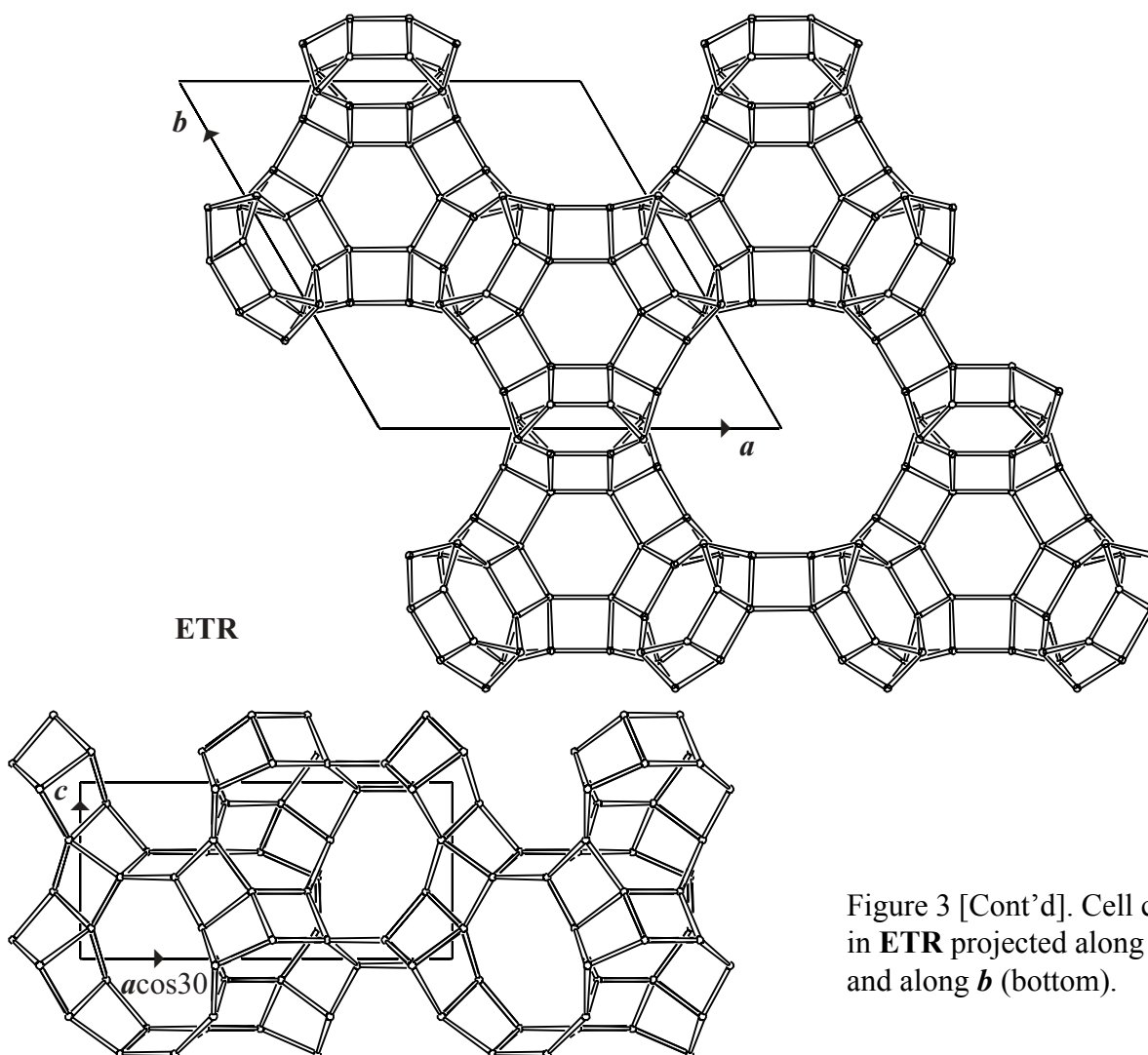


Figure 3 [Cont'd]. Cell content in **ETR** projected along c (top), and along b (bottom).



4. Channels and/or cages:

In **CGS**, 8-ring channels parallel to b and 10-ring channels parallel to a do intersect. In **ETR** two types of channel intersections (or cavities) are present. The first cavity is the intersection of 8-ring channels parallel to $\langle 100 \rangle$; the second cavity is the intersection of the 18-ring channel parallel to c with the 8-ring channels. For each intersection the **pore descriptor** is added in Figure 4. The fusion of the cavities is illustrated in Figure 5.

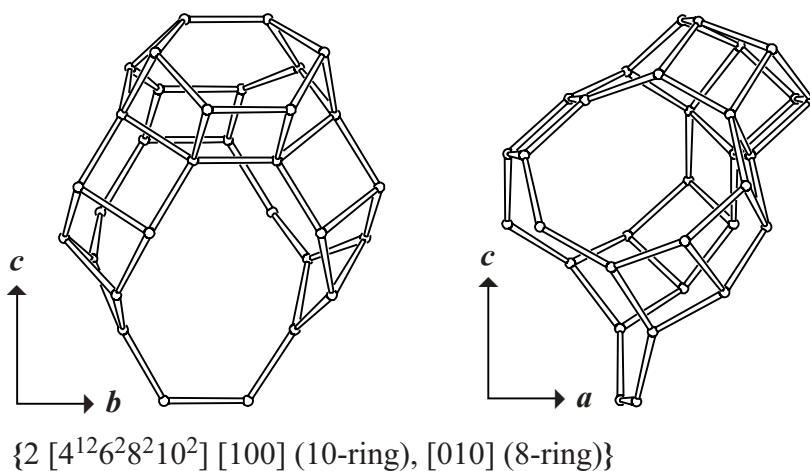


Figure 4. Cavity in **CGS** viewed along a (left), and along b (right). [Figure 4 is continued on next page]

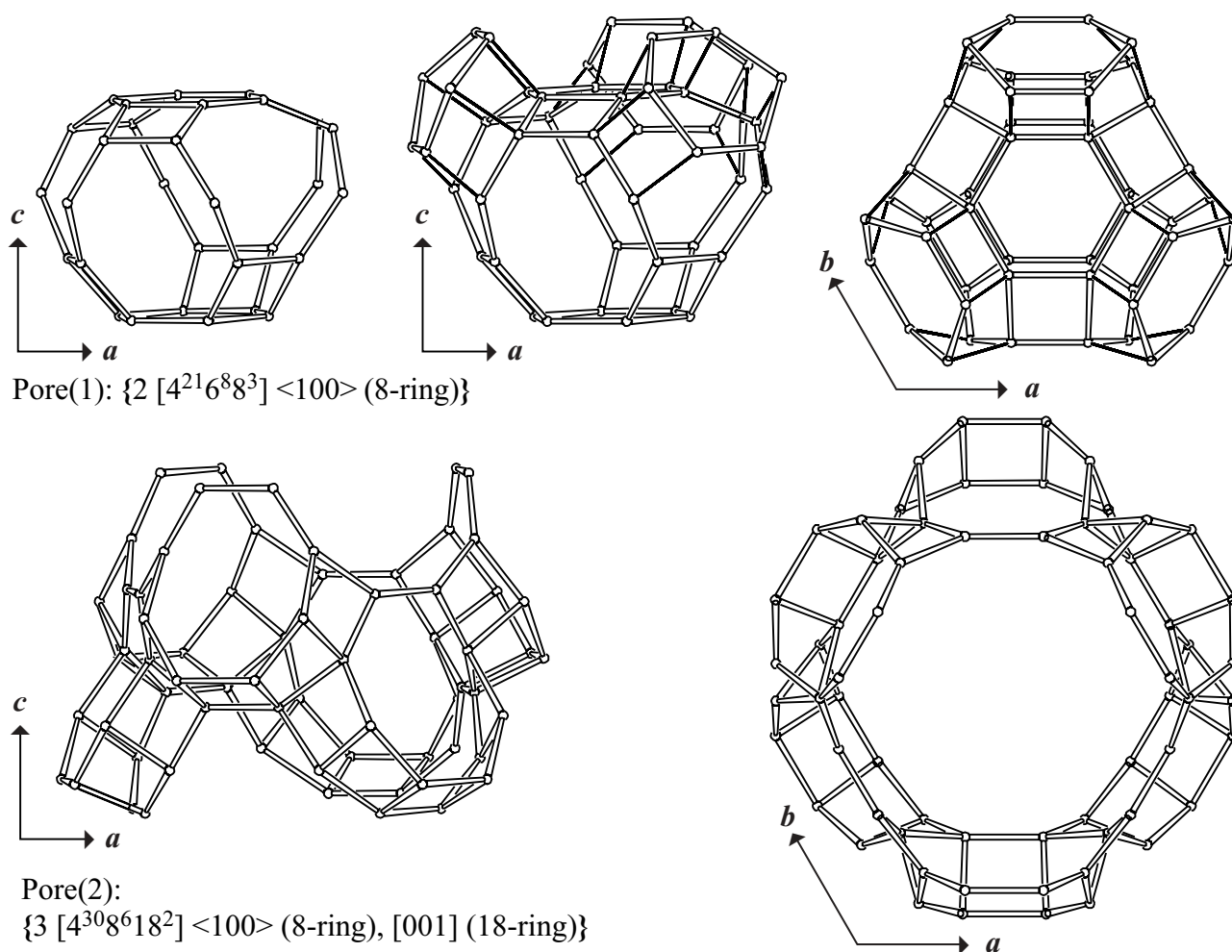


Figure 4 [Cont'd]. The two channel intersections in **ETR**. Top: cavity(1) viewed along *b* (left and middle), and along *c* (right). The drawing at the left is added to illustrate that the free entrance to three of the six 8-rings of cavity(1) are “blocked” by additional 6-rings; Bottom: cavity(2) viewed along *b* (left), and along *c* (right).

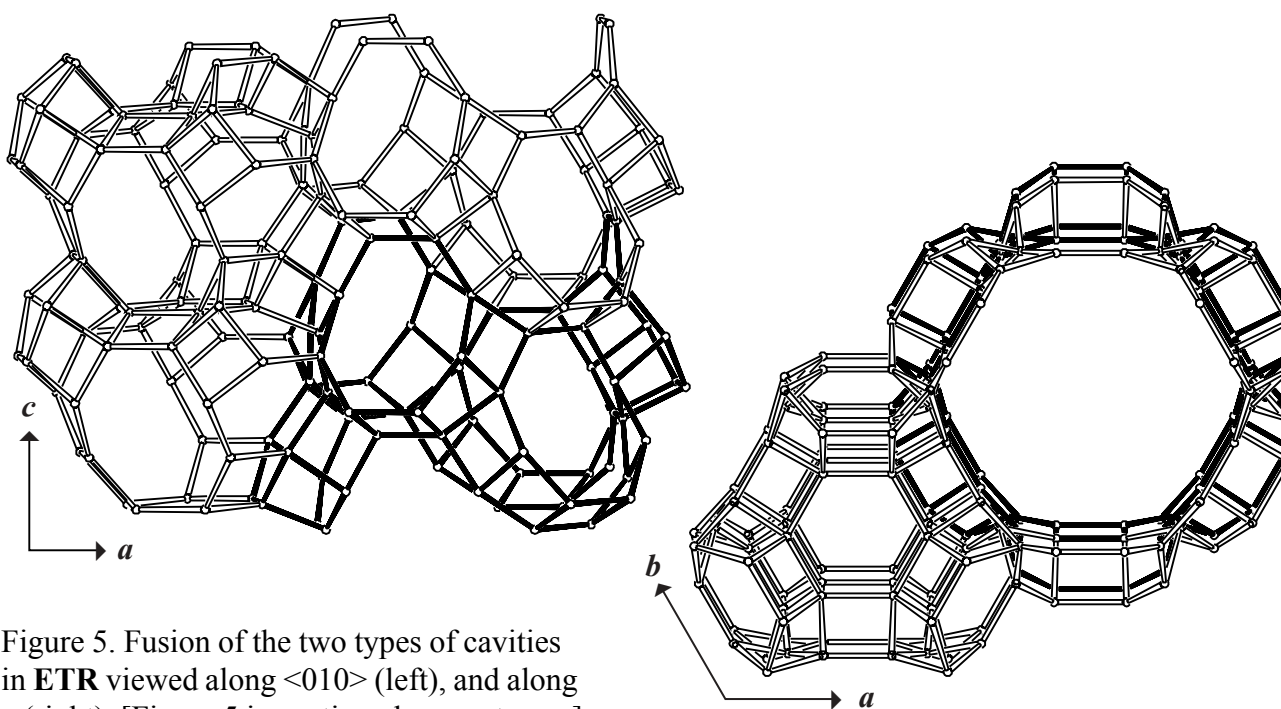


Figure 5. Fusion of the two types of cavities in **ETR** viewed along $\langle 010 \rangle$ (left), and along *c* (right). [Figure 5 is continued on next page]

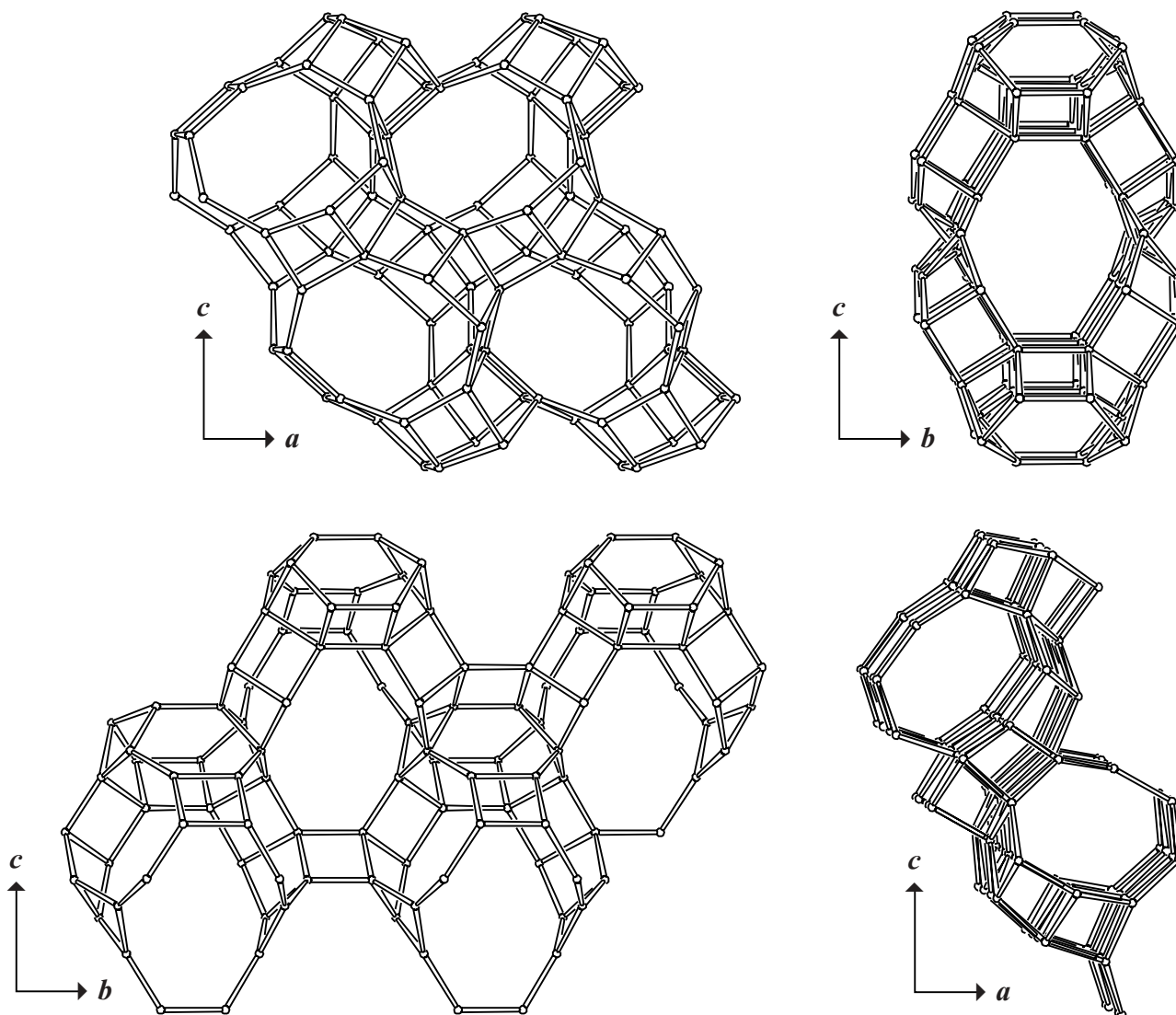


Figure 5 [Cont'd]. Fusion of cavities in CGS. Fusion in the ac layer (top) viewed along b (left) and along a (right), and fusion in the bc layer (bottom) viewed along a (left) and along b (right). ▲

5. Supplementary information:

Other framework types containing (modified) double 4-rings (D4Rs)

Double 4-rings (D4Rs) can be connected in several other ways. In some cases the 4-rings of the D4Rs are not 4-fold connected and/or additional T atoms are needed to build the framework.

In the [INTRO](#) pages links are given to a detailed description of a sub-set of framework types that contain (modified) D4Rs (choose: **Double 4-rings**). There is also a link provided to a summary of the PerBUs used in the building schemes of these framework types (choose: **Appendix; Figure 5**).

Alternative description of CGS and ETR using (modified) double 6-rings (D6Rs)

Several framework types, like CGS and ETR, can be built using (modified) D6Rs (see Figure 1).

In the [INTRO](#) pages links are given to a detailed description of a sub-set of framework types that contain (modified) D6Rs (choose: **Double 6-rings**). There is also a link provided to a summary of the PerBUs used in the building schemes of these framework types (choose: **Appendix; Figure 7**).

