

MSE $P4_2/mnm$

$$4[5^4]+4[5^4.12^2]+2[6^2.10^2.12^2]+4[4^3.5^4]+4[4^2.5^4.6^2]+[4^6.6^{10}] + [4^6.5^8.6^6.10^4]$$

8 19 18 7

TILES

Face symbol:

$[5^4]$



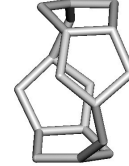
$[4^3.5^4]$



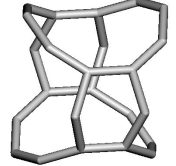
$[4^2.5^4.6^2]$



$[5^4.12^2]$



$[6^2.10^2.12^2]$



V, E, F:

(8, 10, 4)

(11, 16, 7)

(14, 20, 8)

(18, 22, 6)

(24, 28, 6)

Symmetry:

$..m$

$..m$

$..m$

$2..$

$2/m..$

Wyckoff:

$8j$

$8j$

$8j$

$8h$

$4c$

Label:

t-tes



t-bet



t-mtw



t-mse-3*

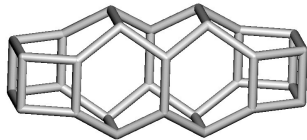


t-mse-4*

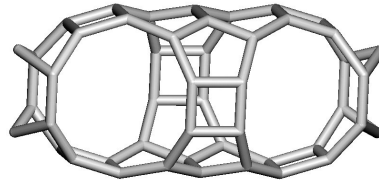


Face symbol:

$[4^6.6^{10}]$



$[4^6.5^8.6^6.10^4]$



V, E, F:

(28, 42, 16)

(48, 70, 24)

Symmetry:

mmm

mmm

Wyckoff:

$2a$

$2b$

Label:

t-mse-1*



t-mse-2*



TILING

