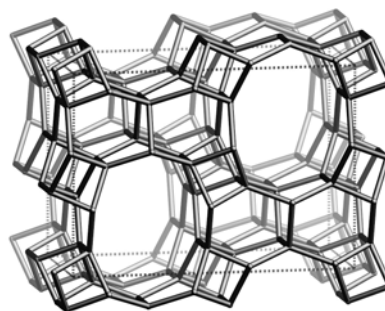
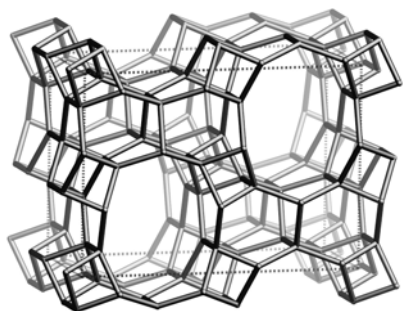


Framework Type Data



framework viewed along [100]

Idealized cell data: orthorhombic, *Imma*, $a = 8.3\text{\AA}$, $b = 18.7\text{\AA}$, $c = 13.4\text{\AA}$

Coordination sequences and vertex symbols:

$T_1 (16,1)$	4	11	21	37	59	85	114	150	189	232	$4\cdot 6_2\cdot 6\cdot 6_3\cdot 6_2\cdot 6_3$
$T_2 (16,1)$	4	11	22	38	58	85	115	148	188	234	$4\cdot 6_2\cdot 6\cdot 6_3\cdot 6_2\cdot 6_3$
$T_3 (8,m)$	4	12	24	40	59	84	115	150	186	230	$6\cdot 6_2\cdot 6_2\cdot 6_2\cdot 6_2\cdot 6_2$

Secondary building units: 4-1

Composite building units:

nsc

afi

bog

*narsarsukite
chain*



Materials with this framework type:

*AlPO-11^(1,2)

GeAPO-11⁽³⁾

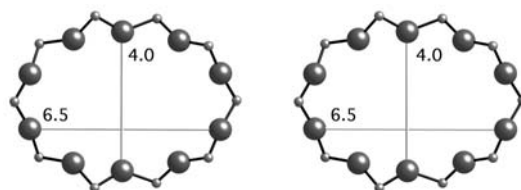
MnAPO-11⁽⁴⁾

SAPO-11 plus numerous compositional variants^(5,6)

Type Material: AIPO-11

Type Material Data

Crystal chemical data:	[Al ₂₀ P ₂₀ O ₈₀]-AEL orthorhombic, <i>Ibm2</i> , $a = 13.534\text{\AA}$, $b = 18.482\text{\AA}$, $c = 8.370\text{\AA}$ ⁽²⁾ (Relationship to unit cell of Framework Type: $a' = c$, $b' = b$, $c' = a$)
Framework density:	19.1 T/1000Å ³
Channels:	[001] 10 4.0 x 6.5*



10-ring viewed along [001]

References:

- (1) Bennett, J.M., Richardson Jr., J.W., Pluth, J.J. and Smith, J.V. *Zeolites*, **7**, 160-162 (1987)
- (2) Richardson Jr., J.W., Pluth, J.J. and Smith, J.V. *Acta Crystallogr.*, **B44**, 367-373 (1988)
- (3) Meriaudeau, P., Tuan, V.A., Hung, L.N. and Szabo, G. *Zeolites*, **19**, 449-451 (1997)
- (4) Pluth, J.J., Smith, J.V. and Richardson Jr., J.W. *J. Phys. Chem.*, **92**, 2734-2738 (1988)
- (5) Flanigen, E.M., Lok, B.M., Patton, R.L. and Wilson, S.T. *Pure Appl. Chem.*, **58**, 1351-1358 (1986)
- (6) Flanigen, E.M., Lok, B.M., Patton, R.L. and Wilson, S.T. *Proc. 7th Int. Zeolite Conf.*, pp. 103-112 (1986)